

## ENERGY ACTIVITY TESTING WITH GDV (KIRLIAN) CAMERA

At the Bion Institute we monitored a photo shoot with the GDV (Kirlian) camera – a method for measuring and analyzing the biofield of people and materials. We explored how different states of consciousness affect the biofield of the spiritual teacher Sandi Dolinar, and the effects on the biofield of the person he tried to influence with the use of energies.

### **1. Testing process**

Photo sessions with the GDV camera took place over the course of two days. On the first day we examined how different states of consciousness affect the biofield of the spiritual teacher Sandi Dolinar, and on the second day we examined his effect on the biofield of the person he tried to influence with the use of energies.

Each time we photographed the initial state which revealed a normal state of the organism, intermediate states initiated by Sandi, and the end state after all the treatments.

The report presents parameters and graphs which have demonstrated some bigger changes.

### **2. Information on the method**

Photography with the GDV (Kirlian) camera is a method for measuring and analyzing the biofield of people and materials. It is based on the plasma discharge between the object (fingers of the person tested) and a glass electrode, which is the basic mechanism for creating images of the energy field. Light from the discharge is recorded by a digital camera, and the images are processed by a special (purpose-made) programme.

Biofield is measured around ten fingers of a person who is tested. According to traditional Chinese medicine, each of the ten fingers is connected with twelve organ meridians. Based on the analysis of photographs, we get the information about the state of an organism.

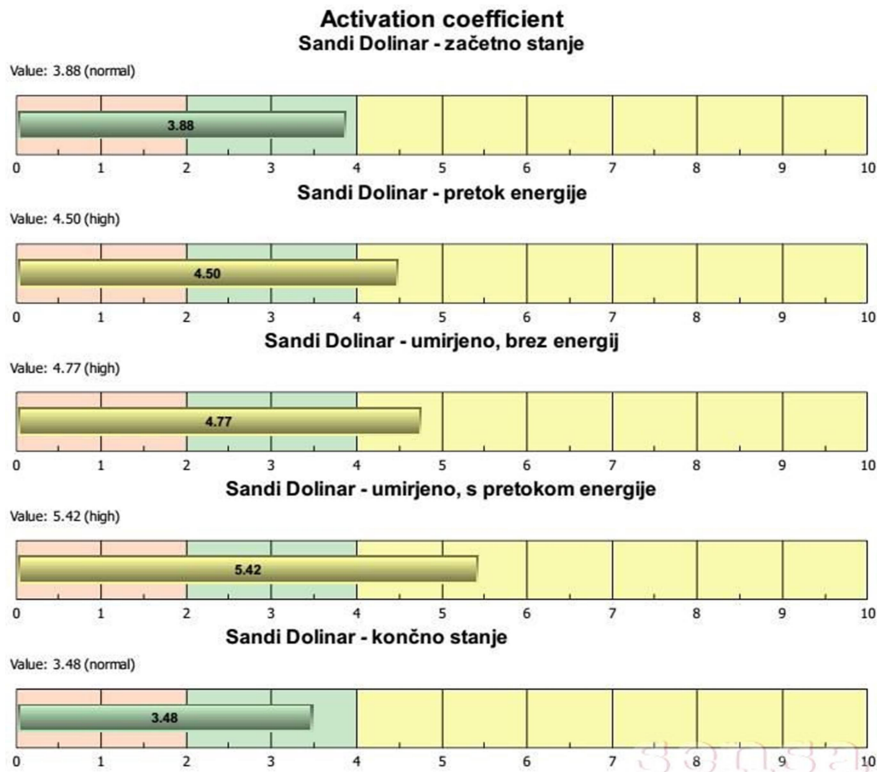
Free photons and electrons on the skin (and in the upper layers of the skin) of a finger are excited by a high-voltage high-frequency electromagnetic field. During the excited state, in the space between the object and the electrode, photons and electrons bump against air molecules, affecting electrical excitement and causing the production of new photons and free electrons.

Properties of the emission of skin surface particles depend upon physiological and biochemical processes in the body of a person tested. Any disturbance in the plasma discharge provides useful information on the person's emotional, mental and physical state.

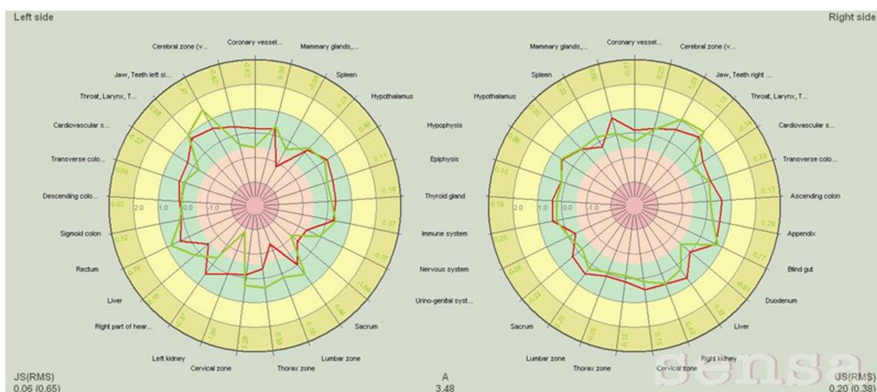
The energy reaction of the person tested is photographed with a special optical system which captures the layout and intensity of light around a finger. Photographs are then analyzed with specialized computer programmes, and the obtained parameters are statistically evaluated.

### 3. Results

#### 3.1. Measurements performed on Sandi

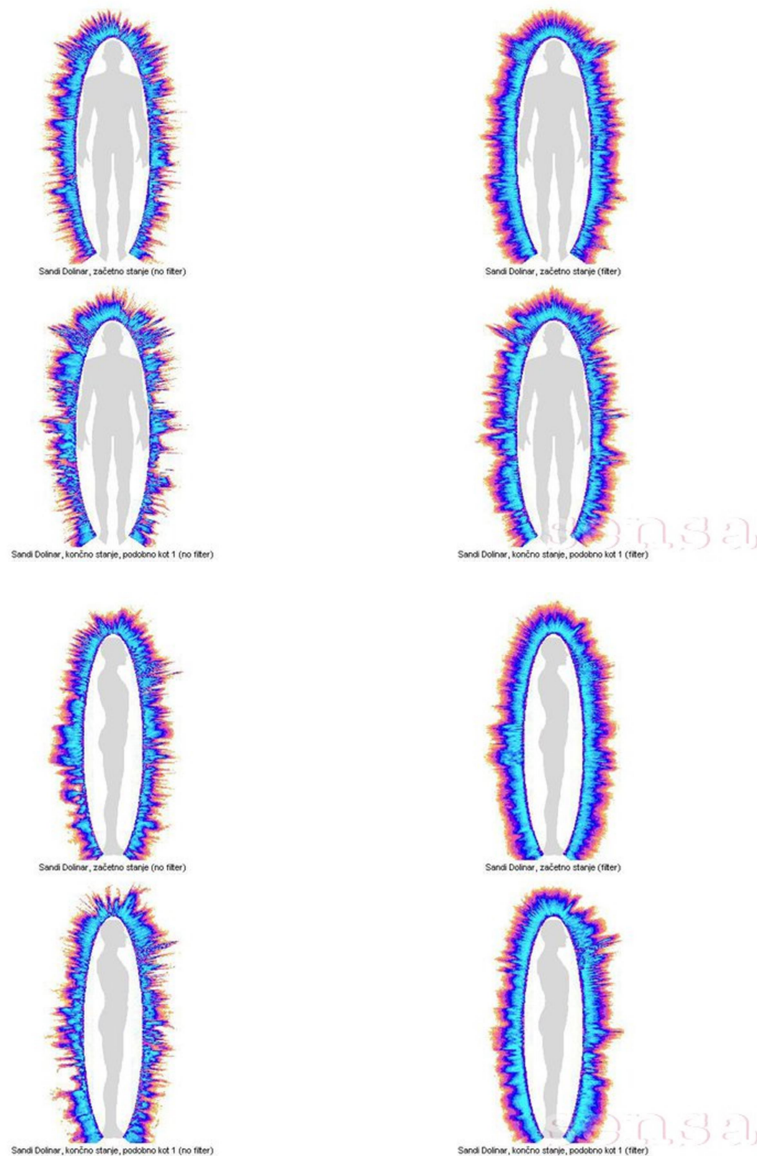


The above graph shows changes in the activation coefficient after different meditative states reached by the spiritual teacher. In different meditative states (energy flow; relaxed, without energies; relaxed, with energy flow; end state) the coefficient was above levels (in the yellow zone) which are typical of healthy people (in the green zone), but after finished meditations it returned to its initial state (the above graph).




The above diagrams show the energetic states of Sandi's individual organs or organ systems in the initial state (the red line) and in the end state (after finished meditations – the green line).

Sandi's influence on different organs and organ systems through meditation is clearly visible.



The images show the biofield as composed by specialized software from the photographs of fingers.

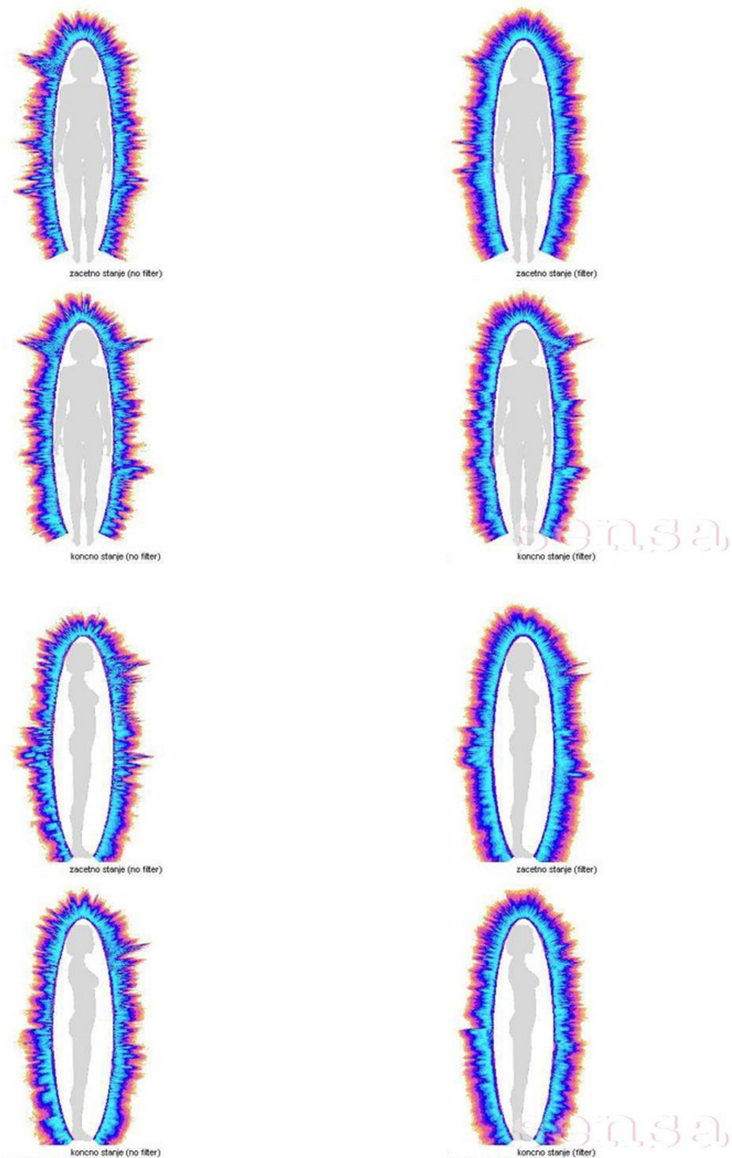
On the left there are images without a filter (the images reflect the state of a human body on all levels – physical, emotional, mental, spiritual), and on the right there are images with a filter (in these mostly the state of the physical body is reflected). The first and third lines show initial states, and the second and fourth lines show the end state after meditations. The images reveal differences as a consequence of meditations. Differences in the layout of the biofield are particularly noticeable (in some areas the field is reduced, while in others it is expanded). The expansion of the biofield is especially distinct around the head and neck.




The image shows a schematic display of chakras (triple measuring) as interpreted by the GDV Virtual Chakra programme. The coloured dots show the states of individual chakras immediately after Sandi had put himself in a special state. Shaded circles represent the initial state and the end state. The intermediate measurement is of the meditative state (the coloured dots) where changes occurred in the energies of individual chakras (the sizes of dots) as well as the balance of chakras (offset to the left/ right from the central line). It can be concluded on the basis of the image that meditation has various effects on different chakras; some it affects more and others less.

### 3.2. Measurements performed on another person

Sandi energetically/ meditatively influenced the biofield of another person. The effects were tested by performing measurements before and after his meditation.



The images show the biofield as composed by specialized software from the photographs of fingers. On the left there are images without a filter (the images reflect the state of a human body on all levels – physical, emotional, mental, spiritual), and on the right there are images with a filter (where mostly the state of the physical body is reflected). The first and third lines show initial states, and the second and fourth lines show the end state after treatments. In this case, the images also reveal noticeable differences in the layout of the biofield surrounding the organism.



The difference in the states of chakras before and after treatment is clearly visible in the schematic display of chakras (the above image). The treatment has markedly improved the balance of two chakras (the throat and root chakras), so that after treatment, all chakras are in nearly ideal alignment.